

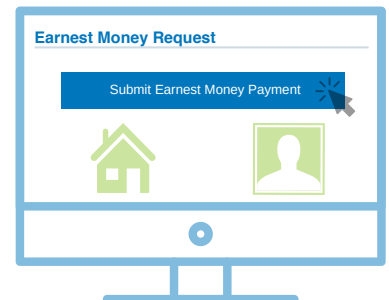
Earnest Money Payment for Buyers in 3 simple steps

Using TrustFunds electronic earnest money is easy, convenient, and is more secure than a paper check.

1

Open your TrustFunds Earnest Money Request email on any device

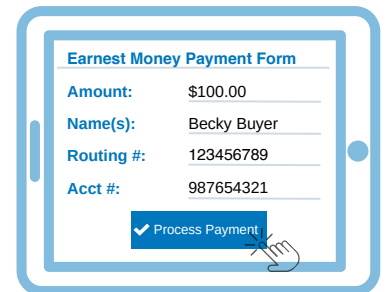
The email will provide you access to submit your payment. An image of the property and contact information for your agent is available to ensure the email is legitimate.



2

Complete the Earnest Money Payment Form

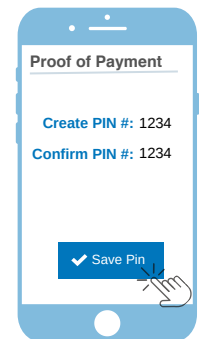
Complete the Earnest Money Payment Form to process the payment. Unlike a paper check, your information is fully encrypted, allowing you to keep your bank account information secure.



3

Create a 4-digit Pin Number to Access your Payment History

TrustFunds will email you when the payment has completed processing (3-4 business days). You will use your four-digit pin to access your proof of payment.



THAT'S IT - YOU'RE DONE!

LEARN MORE AT
www.trustfunds.us.com